


Fuselage  
top



ESC wires



Engine pod  
back

Fuselage  
bottom  
(front)

p1, row1, col3

Fuselage  
bottom  
(rear)

n flat

on tube



p1, row1, col4

3 x 1mm carbon flat


Fin slot



p1, row1, col5



p1, row2, col2



p1, row2, col3

3 x 1mm carbon

6mm carb

position



Bulkhead slot



Servo  
positions

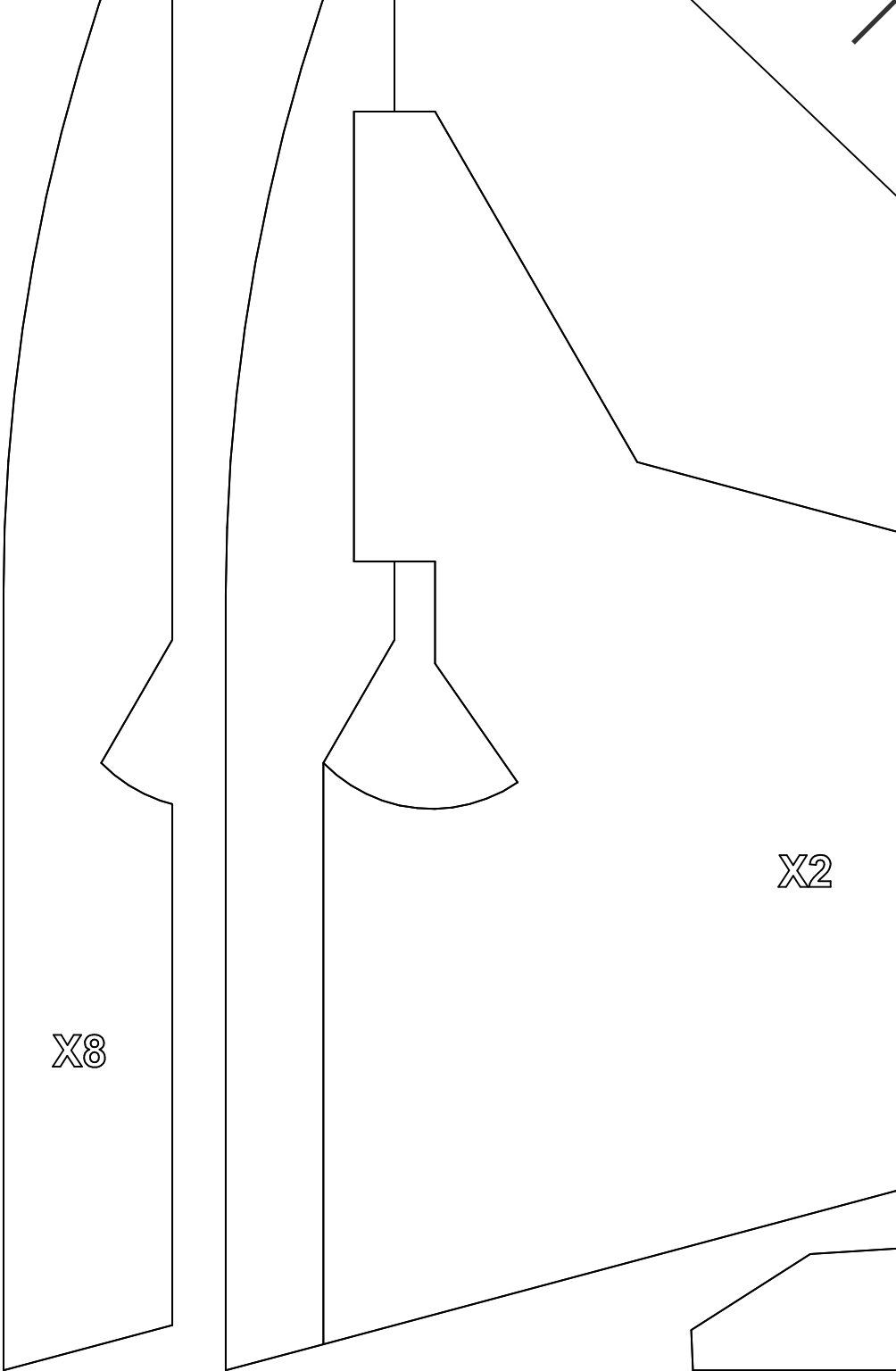


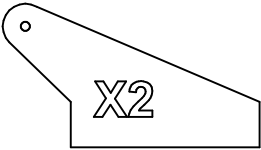
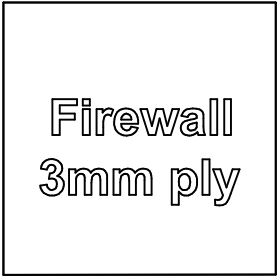
Control horn  
position

Slot for 18 x 18mm  
depron tab



p1, row2, col5





X2

Engine pod side



p1, row3, col3

CGP

X2

p1, row3, col4

