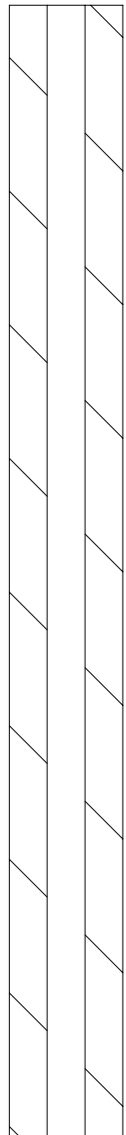



CONCORDE
DESIGNED & DRAWN BY STEVEN WONG
TWIN SPEED400 BRUSHED MOTORS
WINGSPAN: 600mm
LENGTH: 1260mm



MAIN FUSE TOP
(MAKE 1 PC)



BRITISH AIRWAYS



MAIN FUSE SIDES
(MAKE 2 PCS)



SIDE VIEW OF FUSE MAIN BOTTOM

FUSE FRONT BOTTOM
(MAKE 1 PC)

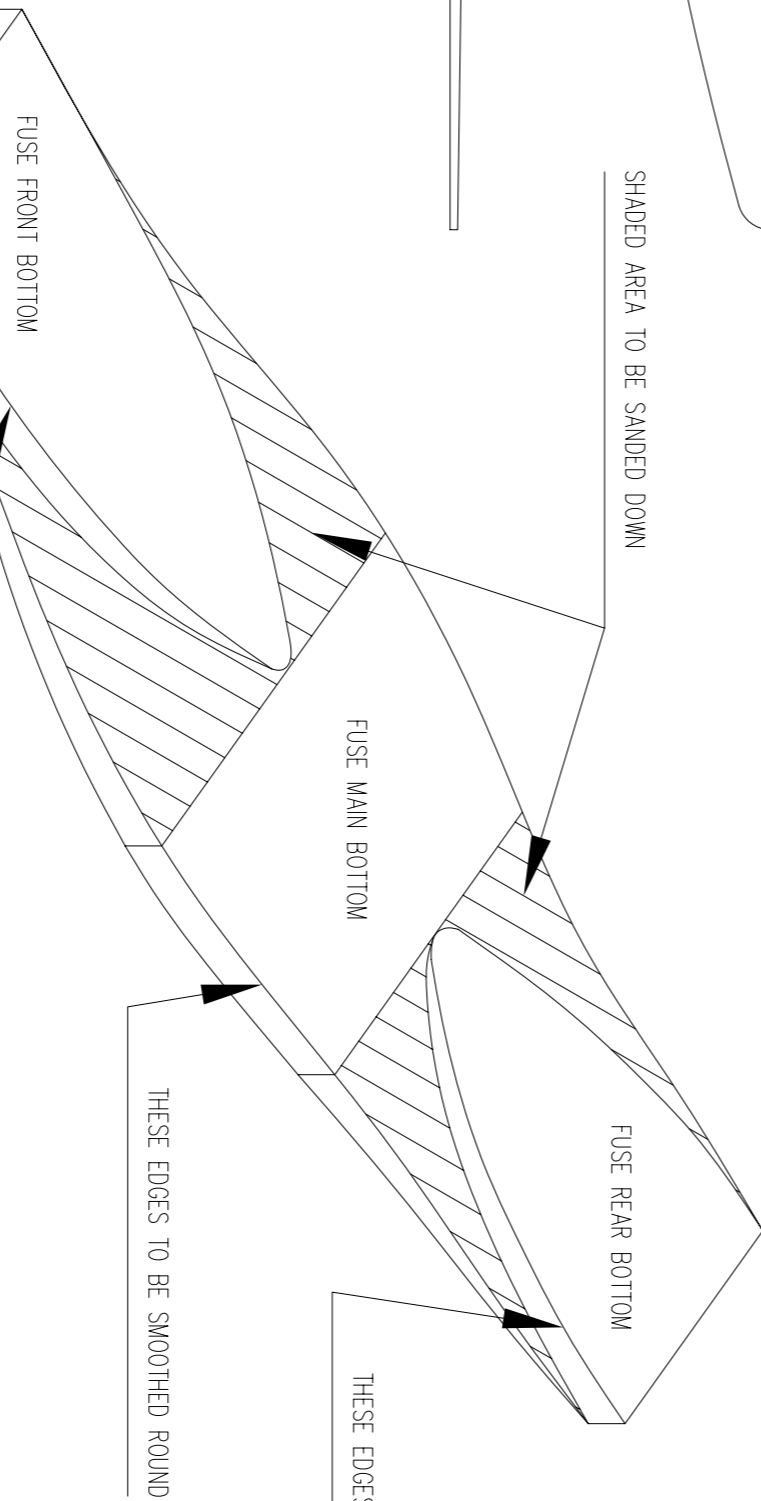
FUSE REAR BOTTOM
(MAKE 1 PC)

SHADED AREA TO BE SANDED DOWN

SIDE VIEW OF FUSE FRONT BOTTOM

SIDE VIEW OF FUSE REAR BOTTOM

F1, F2, F3 & F4
(MAKE 4 PCS)



THESE EDGES TO BE SMOOTHED ROUND

VERTICAL FIN SUPPORT
(MAKE 2 PCS)

TAIL CONE FOR VERTICAL FIN
(MAKE 1 PC)

NOSE CONE
(PLAN VIEW)

TAIL CONE
(PLAN VIEW)

A1 DRAWING PAPER

NOSE CONE
(MAKE 12 PCS)

TAIL CONE
(MAKE 12 PCS)

VERTICAL FIN
(MAKE 1 PC)